

ENVIRONMENTAL-PRODUCT DECLARATION

as per ISO 14025 and EN 15804+A2

Owner of the Declaration	Hilti Aktiengesellschaft
Publisher	Institut Bauen und Umwelt e.V. (IBU)
Programme holder	Institut Bauen und Umwelt e.V. (IBU)
Declaration number	EPD-HIL-20220307-IBA2-EN
Issue date	27.01.2023
Valid to	26.01.2028

HIT-FP 700-R
Hilti AG

www.ibu-epd.com | <https://epd-online.com>



1. General Information

Hilti AG

Programme holder

IBU – Institut Bauen und Umwelt e.V.
Hegelplatz 1
10117 Berlin
Germany

Declaration number

EPD-HIL-20220307-IBA2-EN

This declaration is based on the product category rules:

Reaction resin products, 01.08.2021
(PCR checked and approved by the SVR)

Issue date

27.01.2023

Valid to

26.01.2028

Dipl.-Ing Hans Peters
(chairman of Institut Bauen und Umwelt e.V.)

Florian Pronold
(Managing Director Institut Bauen und Umwelt e.V.)

HIT-FP 700-R

Owner of the declaration

Hilti Aktiengesellschaft
Feldkircher Strasse 100
9494 Schaan
Liechtenstein

Declared product / declared unit

The declared product is a HILTI injectable mortar HIT-FP 700-R. The declared unit is one kilogram of injectable mortar product in the mixing ratio of the two components necessary for processing. The packaging is also included in the calculation. The declared unit is stated in [kg].

Scope:

This document refers to the injectable mortar HIT-FP 700-R with its packaging. For the compilation of the life cycle assessment, specific data were collected from the factory in Kaufering, Germany, of the HILTI AG. Since the production of this product has only just started in 2022, no annual average consumption can be used. The input and output flows used in this calculation were therefore measured directly by the manufacturer for this production process for a comparable product. The owner of the declaration shall be liable for the underlying information and evidence; the IBU shall not be liable with respect to manufacturer information, life cycle assessment data and evidences.

The EPD was created according to the specifications of EN 15804+A2. In the following, the standard will be simplified as *EN 15804 bezeichnet*.

Verification

The standard EN 15804 serves as the core PCR	
Independent verification of the declaration and data according to ISO 14025:2011	
<input type="checkbox"/>	internally
<input checked="" type="checkbox"/>	externally

Matthias Klingler,
(Independent verifier)

2. Product

2.1 Product description/Product definition

The declared product of HIT-FP

700-R is a two component system.

The cementitious component (component A) comprises a reactive compound based on cement and water as well as inhibitors, viscosity modifying agents and a biocide. The activator component (component B) comprises of an alkaline activator, water, organic acids, viscosity modifying agents and mineral fillers.

Mixing the two components A and B in the static mixer initiates the curing (hardening) reaction of the cementitious component. During the curing phase, a mechanical interlock is formed between the inorganic binder and the mineral fillers.

The system formed during the curing process results in an inorganic microstructure with a hydrate phase assemblage creating the desired design properties (high fire resistance, required bond strength, creep stability) and particular long-term stability.

The pre-mixed components and the two-component injection technology exclude dust formation and ensure a proper water-cement ratio during the application of the mortar.

Composite foils are used for the two component foil pack of HIT-FP 700-R. This kind of packaging serves the following purposes: waste volume reduction, easy storage and transport, and less packaging material.

HIT-FP 700-R is the high performance injectable mortar with approvals for rebar connections. For the placing of the product on the market in the European Union European Free Trade Association EU/EFTA (with the exception of Switzerland) *Regulation (EU) No. 305/2011 (CPR)* applies. The product needs a declaration of performance taking into consideration the following European Technical Approval

ETA-21/0624

and the CE marking. For the application and use the respective national provisions apply.

2.2 Application

Hilti HIT-FP 700-R serves for safely securing post-installed rebar connections in cracked and uncracked concrete C12/15 to C50/60.

Hilti HIT-FP 700-R is a component of the Hilti SAFEset concept. Hilti SAFEset is an approved system which makes anchor installation an easier, safer and faster process. It significantly improves the robustness of fastening and dramatically reduces the possibility of error during installation. As part of SAFEset HIT-FP 700-R can be installed with approved Hilti

Hollow Drill bits and vacuum cleaners that drill and clean the hole in one step for a virtually dust-free installation. The use of Hilti HDE 500-22 dispenser with the Volume Calculator app leads to no under or over-fill, reducing underfilling-related risks and minimizing mortar wastage.

2.3 Technical Data

The technical specifications of the products within the scope of the EPD shall be listed, including the reference to the test methods/test standards for each specification.

For products with CE marking, the technical specifications must be specified in accordance with information in the declaration of performance. The properties relevant to the product should be specified in the table below. If no information is given for properties, an explanation must be given in the background report to the EPD as to why the property is not relevant to the product.

Constructional data

Name	Value	Unit
Density acc. to EN ISO 1183-3 (standard climate; after 7 days)	2270	kg/m ³
Compressive strength on the basis of DIN EN 196-1 (storage acc. to DIN EN 196-1; after 7 days)	47	N/mm ²
Tensile shear strength acc. to DIN EN 14293	not assessed	N/mm ²
Tensile bond strength acc. to DIN EN 14293	not assessed	N/mm ²

Hilti

HIT-FP 700 R displays the following characteristics:

Performance data of the product in accordance with the declaration of performance with respect to its essential characteristics according to

ETA-21/0624

Shelf

life of 12 months:

Substrate temperature during installation 5° to 40°C (internal method).

Working time:

≥	
5 ... 10	50 min
>	
10 ... 15	40 min



>	
15 ... 20	35 min
>	
20 ... 30	20 min
>	
30 ... 40	15 min
40	12 min

Curing time:

≥	
5 ... 10	50 days
>	
10 ... 15	28 days
>	
15 ... 20	18 days
>	
20 ... 30	10 days
>	
30 ... 40	7 days
40	4 days

2.4 Delivery status

The product Hilti HIT-FP 700 R is available in foil packages with a total of 490 ml injectable mortar in the corresponding mixing ratio.

2.5 Base materials/Ancillary materials

Hilti HIT-FP 700-R is supplied in the form of a dual component film-wrapped pack comprising a cement-based component and a limestone-based component at a volume ratio of 3:1. The mixing ratio of cementitious and activator components is automatically set during the injection process. Product curing commences directly after the components are mixed.

The product reviewed in this EPD contains the following component volumes:

Cement-based component:
Cement: 70 to 80% by weight
Water: 15 to 25% by weight
Other: < 3% by weight

Limestone-based component:
Calcium carbonate: 70 to 80% by weight
Water: 10 to 20% by weight
Organic acids: < 5% by weight
Other: < 5% by weight

This product article contains substances listed in the *candidate list* (date: 30.06.2022) exceeding 0.1 percentage by mass: no.
This product contains other Carcinogenic, Mutagenic, Reprotoxic (CMR) substances in categories 1A or 1B which are not on the candidate list, exceeding 0.1 percentage by mass: no.

Biocide products were added to this construction product or it has been treated with biocide products (this does not concern a treated product as defined by the (EU) Ordinance on Biocide Products No. 528/2012): yes (during production, below 0,25% by weight).

2.6 Manufacture

All raw materials are sourced from Europe. The transport is exclusively by truck. Chemical mortars are usually two-component systems consisting of a binder and a hardener.

The production of chemical mortars consists of a mixing process and a filling process of the respective single components (binder and hardener/activator) and their subsequent union to a two-component system (container). Here as well process control technology is used to weigh and mix solid and liquid compounds according to specification. In the next step both well-mixed components run through an automatized filling

line in which each of the processed masses is filled into a tubular foil bag. Finally the single components are united in one container. The two-pack foil bags are packed into cardboard boxes and then finally shipped.

The manufacturing plant of HIT-FP 700-R, Hilti GmbH Industriegesellschaft für Befestigungstechnik, Hiltistr. 6, 86916 Kaufering, Germany, is certified according to *ISO 9001*. The guideline defines international standards for quality and process management.

2.7 Environment and health during manufacturing

The manufacturing plant of HIT-FP 700-R, Hilti GmbH Industriegesellschaft für Befestigungstechnik, Hiltistr. 6, 86916 Kaufering, Germany, is certified according to *ISO 14001* which defines international standards for sustainable environmental management. The production site is also certified in accordance with *ISO 50001* Energy Management Systems.

2.8 Product processing/Installation

The product is delivered with Instructions for Use explaining the basic steps for installation:

- 1) For safe handling the precautionary measures described in the Safety Data Sheet (SDS) (e.g. hand and eye protection) must be adhered to
- 2) Insert the cartridge into the black cassette
- 3) Screw on the mixing nozzle
- 4) Put the cassette into the dispenser system
- 5) Discard the first trigger pulls
- 6) Fill 2/3 of the borehole with mortar
- 7) Set the fixing element

After mixing the components and squeezing the mortar into the borehole the fixing element has to be set within the working time mentioned in the Instructions for Use. After the curing time, described as well in the Instructions for Use, the mortar is ready to take up loads.

2.9 Packaging

Hilti HIT-FP 700-R is supplied in the form of a 2-foil-pack system and thus leads to very little waste remaining after use on the construction site.

The uncured product must be disposed of as special waste in accordance with official regulations.

The outer packaging consisting of plastic foil and cardboard boxes designed according to the product size can be recycled. Packaging contaminated by the product must be disposed in a safe manner in accordance with local/national regulations.

2.10 Condition of use

During the installation, the temperature of the base material must be between 5° C and 40° C. The temperature of the product should be between 5° C and 25 °C during storage and 5° C and 40° C during usage. Hilti literature and official approvals must always be considered. The two components of HIT-FP 700-R are only for use in combination with the defined volume ratio and under



the conditions mentioned above to build up a dense inorganic microstructure.

2.11 Environment and health during use

Refer to the Safety Data Sheet (SDS) for detailed information on handling, storage as well as first aid, firefighting and accidental release measures and disposal considerations. Following the given instructions helps to minimize the risk to health and the environment.

2.12 Reference service life

Hilti HIT-FP 700-R is exposed to a wide variety of environmental factors during the use phase. The anticipated Reference Service Life depends on the specific installation situation and the product exposure scenario. The main factors influencing the period of use involve weathering as well as mechanical loads and chemical exposure.

Description of the influences on the ageing of the product when applied in accordance with the rules of technology.

2.13 Extraordinary effects

Fire

Even

without any special fire safety features the Injection Systems comply with at least the requirements of the *EN 13501-1* standard for fire classes A1. During the curing process of Hilti HIT-FP 700-R a dense inorganic microstructure, similar to concrete, is established. This leads to a high fire resistance and extraordinary creep resistance in case of fire. As an inorganic

material, Hilti HIT-FP 700-R mortar does not contribute towards spreading fire.

Fire protection

Name	Value
Building material class	A1
Burning droplets	No performance assessed
Smoke gas development	No performance assessed

Water

The cured product behaves similarly to regular Portland cement-based materials. HIT-FP 700-R is certified for use as an anchoring adhesive in concrete for water treatment applications according to National Sanitation Foundation (US) *NSF*.

Mechanical destruction

It is recommended to use dust protection during the demolition of the cured chemical anchor.

2.14 Re-use phase

The product cannot be reused. After usage the product can be removed by demolition.

2.15 Disposal

Uncured Hilti HIT-FP 700-R can be disposed of according to the *European waste code* 08 04 09* or 20 01 27*. The built-in cured anchor can be disposed as construction waste for which the *European waste code* 17 01 01 applies.

2.16 Further information

Further information is available on request under anchor.hse@hilti.com and on the Hilti website: www.hilti.group

3. LCA: Calculation rules

3.1 Declared Unit

The declared product here is an injection mortar from HILTI AG with the designation HIT-FP 700-R. The declared unit refers to 1 kg injectable mortar product in the mixing ratio of the two components required for processing. The packaging, based on 1 kg injectable mortar product, is also included in the calculation at 0.100 kg. The following table shows the data of the declared unit..

Declared unit

Name	Value	Unit
Declared unit	1	kg

For IBU core EPDs (where clause 3.6 is part of the EPD): for average EPDs, an estimate of the robustness of the LCA values must be made, e.g. concerning variability of the production process, geographical representativeness and the influence of background data and preliminary products compared to the environmental impacts caused by actual production.

3.2 System boundary

Type of EPD: cradle to gate with options. The following information modules are defined as system boundaries in this study:

Production stage (A1- A3):

- A1, raw material extraction,
- A2, transport to manufacturer,
- A3, manufacture.

End of life (C1- C4):

- C1, dismantling/demolition,

- C2, transportation,
- C3, waste treatment,
- C4, elimination.

Reuse, recovery and recycling potential (D)

In order to precisely record the indicators and environmental impacts of the declared unit, a total of 8 information modules are considered. The information modules A1 to A3 describe the provision of materials, the transport to the production site and the production processes of the product itself.

The primary products are sourced from the European Union. The transport takes place exclusively by truck. The following flow charts illustrate the underlying production process.

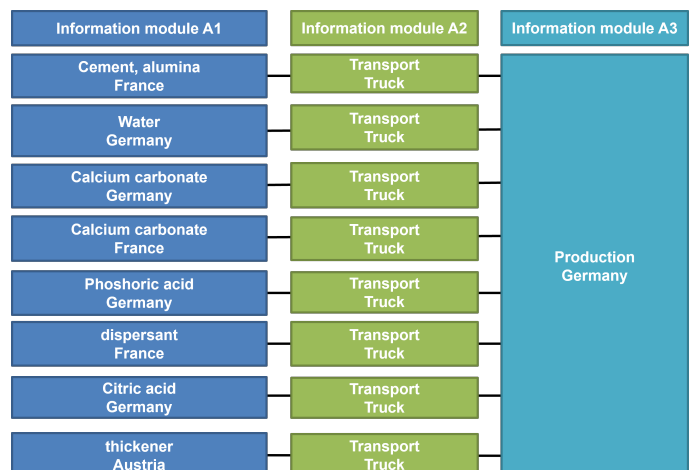


Illustration 1: Information module A1 to A3 of product (part 1)

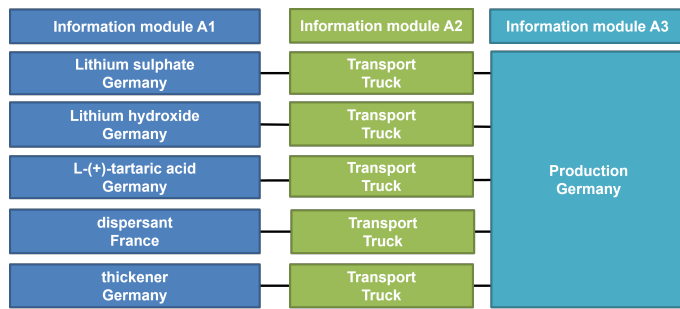


Illustration 2: Information module A1 to A3 of product (part 2)

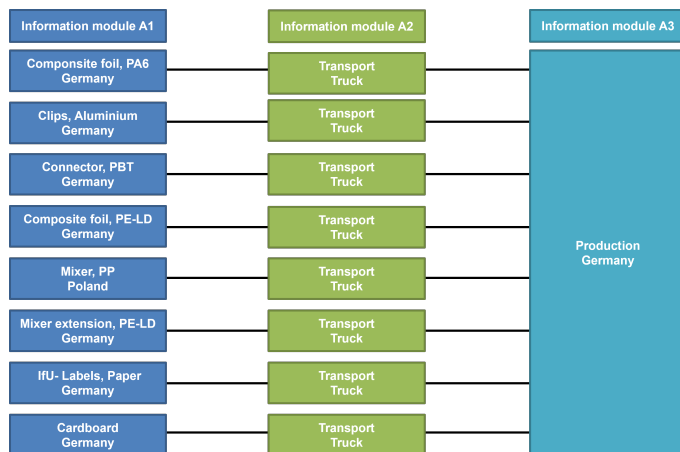


Illustration 3: Information module A1 to A3 of packaging

3.3 Estimates and assumptions

The electricity mixes and other background data are calculated on a country-specific basis for the production processes. Assumptions were made for certain data sets. An assumption was made for the calculation of material supply for a dispersant, thickener and L-(+)-tartaric acid. This assumption is based on manufacturer data. No assumptions or restrictions were made for other formulation contents or processes.

3.4 Cut-off criteria

All energy and mass inputs were taken into account. The cut-off criterion according to EN 15804 is not applied.

4. LCA: Scenarios and additional technical information

Characteristic product properties

Information on biogenic carbon

No renewable raw materials are used in the product. Therefore, the biogenic carbon is shown as zero. The following raw materials contain biogenic carbon in the packaging.

Information on describing the biogenic Carbon Content at factory gate

Name	Value	Unit
Packaging Cardboard Box	0,013	kg C
Packaging IfU-Lables, Paper	0,006	kg C

The following technical scenario information is required for the declared modules and optional for non-declared modules. Modules for which no information is declared can be deleted;

3.5 Background data

The database of the background data of the GaBi 10 and ecoinvent 3.8 databases, to which this study also refers, is documented under the following link. (Sphera).

3.6 Data quality

For the compilation of the life cycle assessment, specific data were collected from the factory Kaufering, in Germany, of the HILTI AG from the year 2022. The background data from the /GaBi 10 database/ used is from the year 2022 and thus of high relevance.

The mass of the different components of the reactive resin mixture come from the information in the recipe. The data quality is classified as appropriate.

3.7 Period under review

As production of this product only started in 2022, no annual average consumption can be used. The input and output flows used in this calculation were therefore measured directly by the manufacturer for this production process for a comparable product.

3.8 Geographic Representativeness

Land or region, in which the declared product system is manufactured, used or handled at the end of the product's lifespan: Germany

3.9 Allocation

Allocation of co-products takes place in the information modules A1-A3.

The production waste of the injection-moulded components is thermally recovered. The electrical and thermal energy credits resulting therefrom are completely charged in modules A1-A3.

No further allocations are made.

3.10 Comparability

Basically, a comparison or an evaluation of EPD data is only possible if all the data sets to be compared were created according to *EN 15804* and the building context, respectively the product-specific characteristics of performance, are taken into account.

The used background database has to be mentioned.

additional information can also be listed if necessary.

The following technical information is a basis for the declared modules or can be used for developing specific scenarios in the context of a building assessment if modules are not declared (MND).

A5 is not declared including the disposal of the packaging material on the construction site, the amounts of packaging materials included in the LCA calculations must be declared as technical scenario information for Module A5.

Information on packaging



Name	Value	Unit
Composrite foil, PA6	0,0088	kg
Clips, Aluminium	0,0022	kg
Connector, PBT	0,0169	kg
Composite foil, PE-LD	0,0076	kg
Mixer, PP	0,0162	kg
Mixer extension, PE-LD	0,0040	kg
IfU- Labels, Paper	0,0142	kg
Cardboard box	0,0301	kg

In case a **reference service life** according to applicable ISO standards is declared then the assumptions and in-use conditions underlying the determined RSL shall be declared. In addition, it shall be stated that the RSL applies for the reference conditions only.

The same holds for a service life declared by the manufacturer. Corresponding information related to in-use conditions needs not be provided if a service life taken from the list on service life by BNB is declared.

End of life (C1-C4)

The product is demolished using an electric chisel. The electrical energy consumption for the tool is assumed to be 0.05 MJ for the declared unit. The electricity consumption is calculated with a European electricity mix. The construction waste is transported by truck 50 km to the waste treatment plant. The construction waste is shredded in the waste treatment plant and then dumped.

Name	Value	Unit
Collected as mixed construction waste	1	kg
Crushing in the shredder	1	kg
Landfilling	1	kg

Reuse, recovery and/or recycling potentials (D), relevant scenario information

In this calculation there are no reuse, recovery and recycling potentials. Therefore, the information module D is declared and shown as zero.

Name	Value	Unit
Reuse, recovery and recycling potentials	0	kg

5. LCA: Results

In Table 1 "Description of the system boundary", all declared modules shall be indicated with an "X"; all modules that are not declared shall be indicated with "MND" (As default the modules B3, B4, B5 are marked as MNR – module not relevant). In the following tables, columns can be deleted for modules that are not declared. Indicator values should be declared with three valid digits (eventually using exponential form (e.g. 1,23E-5 = 0,0000123)). A uniform format should be used for all values of one indicator.

If several modules are not declared and therefore have been deleted from the table, the abbreviations for the indicators can be replaced by the complete names, while the readability and clear arrangement should be maintained; the legends can then be deleted. If due to relevant data gaps, an indicator cannot be declared in a robust way, then the abbreviation "IND" (indicator not declared) should be used for this indicator.

- 0 - calculated value is 0
- 0 - value falls under the cut-off
- 0 - assumption which exclude any flows (e.g. exported electricity A1-A3)
- IND – in cases where the inventory does not support the methodological approach or the calculation of the specific indicator IND shall be used.

If no reference service life is declared (see chapter 2.13 "Reference Service Life"), the LCA results of the modules B1-B2 and B6-B7 shall refer to a period of one year. This shall then be indicated as an explanatory text below the tables. In addition, the formula for the quantification of such B-modules over the total life cycle shall be provided.

DESCRIPTION OF THE SYSTEM BOUNDARY (X = INCLUDED IN LCA; ND = MODULE OR INDICATOR NOT DECLARED; MNR = MODULE NOT RELEVANT)

PRODUCT STAGE			CONSTRUCTION PROCESS STAGE		USE STAGE							END OF LIFE STAGE				BENEFITS AND LOADS BEYOND THE SYSTEM BOUNDARIES
Raw material supply	Transport	Manufacturing	Transport from the gate to the site	Assembly	Use	Maintenance	Repair	Replacement	Refurbishment	Operational energy use	Operational water use	De-construction demolition	Transport	Waste processing	Disposal	Reuse-Recovery-Recycling-potential
A1	A2	A3	A4	A5	B1	B2	B3	B4	B5	B6	B7	C1	C2	C3	C4	D
X	X	X	MND	MND	MND	MND	MNR	MNR	MNR	MND	MND	X	X	X	X	X

RESULTS OF THE LCA - ENVIRONMENTAL IMPACT according to EN 15804+A2: 1 kg HILTI HIT-FP 700 R

Parameter	Unit	A1-A3	C1	C2	C3	C4	D
Global Warming Potential total (GWP-total)	kg CO ₂ eq	1.05E+00	5.12E-03	3.76E-03	2.6E-03	1.45E-02	0
Global Warming Potential fossil fuels (GWP-fossil)	kg CO ₂ eq	1.05E+00	5.12E-03	3.74E-03	2.59E-03	1.45E-02	0
Global Warming Potential biogenic (GWP-biogenic)	kg CO ₂ eq	0	0	0	0	0	0
Global Warming Potential luluc (GWP-luluc)	kg CO ₂ eq	7.09E-04	1.08E-06	2.07E-05	1.2E-05	2.67E-05	0
Depletion potential of the stratospheric ozone layer (ODP)	kg CFC11 eq	1.91E-08	7.5E-14	2.22E-16	3.85E-15	3.4E-14	0
Acidification potential of land and water (AP)	mol H ⁺ eq	3E-03	1.12E-05	1.17E-05	1.34E-05	1.03E-04	0
Eutrophication potential aquatic freshwater (EP-freshwater)	kg P eq	6.95E-05	1.49E-08	1.11E-08	7.43E-09	2.45E-08	0
Eutrophication potential aquatic marine (EP-marine)	kg N eq	9.58E-04	2.52E-06	5.37E-06	6.11E-06	2.62E-05	0
Eutrophication potential terrestrial (EP-terrestrial)	mol N eq	8.55E-03	2.65E-05	6.01E-05	6.74E-05	2.88E-04	0
Formation potential of tropospheric ozone photochemical oxidants (POCP)	kg NMVOC eq	2.24E-03	6.82E-06	1.05E-05	1.66E-05	7.97E-05	0
Abiotic depletion potential for non fossil resources (ADPE)	kg Sb eq	5.43E-06	1.4E-09	3.1E-10	2.87E-09	1.48E-09	0
Abiotic depletion potential for fossil resources (ADPF)	MJ	1.1E+01	9.29E-02	4.96E-02	5.06E-02	1.9E-01	0
Water use (WDP)	m ³ world eq deprived	1.44E-01	1.17E-03	3.33E-05	4.99E-04	1.59E-03	0

RESULTS OF THE LCA - INDICATORS TO DESCRIBE RESOURCE USE according to EN 15804+A2: 1 kg HILTI HIT-FP 700 R

Parameter	Unit	A1-A3	C1	C2	C3	C4	D
Renewable primary energy as energy carrier (PERE)	MJ	1.68E+00	5.16E-02	2.82E-03	4.06E-03	2.85E-02	0
Renewable primary energy resources as material utilization (PERM)	MJ	6.65E-01	0	0	0	0	0
Total use of renewable primary energy resources (PERT)	MJ	2.34E+00	5.16E-02	2.82E-03	4.06E-03	2.85E-02	0
Non renewable primary energy as energy carrier (PENRE)	MJ	8.8E+00	9.3E-02	4.97E-02	5.07E-02	1.9E-01	0
Non renewable primary energy as material utilization (PENRM)	MJ	2.24E+00	0	0	0	0	0
Total use of non renewable primary energy resources (PENRT)	MJ	1.1E+01	9.3E-02	4.97E-02	5.07E-02	1.9E-01	0
Use of secondary material (SM)	kg	4.87E-02	0	0	0	0	0
Use of renewable secondary fuels (RSF)	MJ	0	0	0	0	0	0
Use of non renewable secondary fuels (NRSF)	MJ	0	0	0	0	0	0

Use of net fresh water (FW)	m ³	4.87E-03	4.92E-05	3.19E-06	1.42E-05	4.82E-05	0
-----------------------------	----------------	----------	----------	----------	----------	----------	---

**RESULTS OF THE LCA – WASTE CATEGORIES AND OUTPUT FLOWS according to EN 15804+A2:
1 kg HILTI HIT-FP 700 R**

Parameter	Unit	A1-A3	C1	C2	C3	C4	D
Hazardous waste disposed (HWD)	kg	1.42E-08	8.04E-12	2.38E-13	6.34E-13	9.75E-12	0
Non hazardous waste disposed (NHWD)	kg	3.03E-02	7E-05	7.13E-06	1.34E-05	9.71E-01	0
Radioactive waste disposed (RWD)	kg	1.84E-04	1.49E-05	6.13E-08	6.68E-07	2.11E-06	0
Components for re-use (CRU)	kg	0	0	0	0	0	0
Materials for recycling (MFR)	kg	0	0	0	0	0	0
Materials for energy recovery (MER)	kg	0	0	0	0	0	0
Exported electrical energy (EEE)	MJ	0	0	0	0	0	0
Exported thermal energy (EET)	MJ	0	0	0	0	0	0

**RESULTS OF THE LCA – additional impact categories according to EN 15804+A2-optional:
1 kg HILTI HIT-FP 700 R**

Parameter	Unit	A1-A3	C1	C2	C3	C4	D
Incidence of disease due to PM emissions (PM)	Disease incidence	ND	ND	ND	ND	ND	ND
Human exposure efficiency relative to U235 (IR)	kBq U235 eq	ND	ND	ND	ND	ND	ND
Comparative toxic unit for ecosystems (ETP-fw)	CTUe	ND	ND	ND	ND	ND	ND
Comparative toxic unit for humans (carcinogenic) (HTP-c)	CTUh	ND	ND	ND	ND	ND	ND
Comparative toxic unit for humans (noncarcinogenic) (HTP-nc)	CTUh	ND	ND	ND	ND	ND	ND
Soil quality index (SQP)	SQP	ND	ND	ND	ND	ND	ND

The secondary material (SM) used leads from paper production.

Disclaimer

2 – for the indicators “abiotic depletion potential for non-fossil resources”, “abiotic depletion potential for fossil resources”, “water (user) deprivation potential, deprivation-weighted water consumption”, “potential comparative toxic unit for ecosystems”, “potential comparative toxic unit for humans – cancerogenic”, “Potential comparative toxic unit for humans - not cancerogenic”, “potential soil quality index”.

The results of this environmental impact indicator shall be used with care as the

uncertainties on these results are high as there is limited experience with the indicator.

6. LCA: Interpretation

The dominance analysis shows that the main causes for the environmental impacts and indicators can be found in information module A1. This shows the total global warming potential for material provision at around 88 %, based on all information modules. With the total non-renewable primary energy it is about 87 %.

The injectable mortar mixture itself accounts for 74 % of the total global warming potential in information module A1. Approx. 7 % is made up of the PA6 of the composite foil and approx. 6 % is made up of the Polybutylene terephthalate (PBT) of the connector.

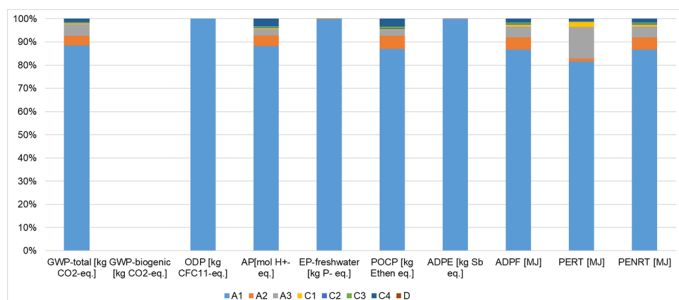


Illustration: Dominance analysis A1- A3

If you look at the material provision of the injectable mortar mixture and the packaging in detail, it becomes clear which raw materials make a decisive contribution to the respective environmental effects and indicators.

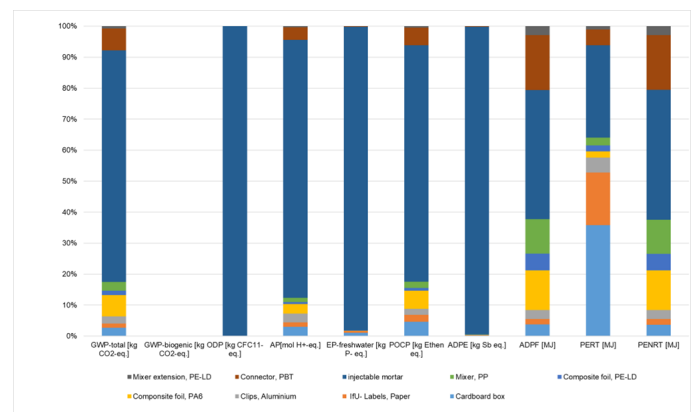


Illustration: Dominance analysis A1

Within the injectable mortar mixture itself, about 75 % of the total global warming potential and about 42 % of the total non-



renewable primary energy are created by the material provision of cement. Lithium hydroxide has a share of about 6 % of the total greenhouse gas emissions and about 9 % of the total non-renewable primary energy.

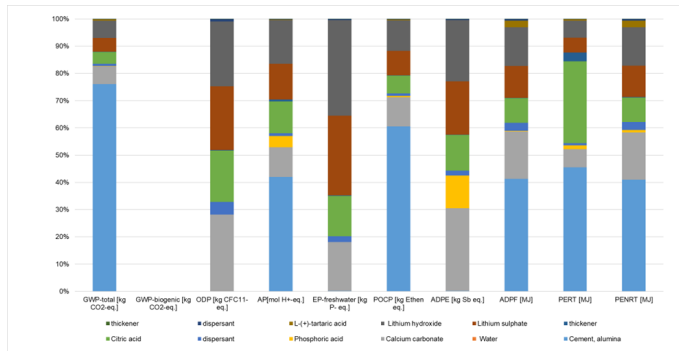


Illustration: Dominance analysis A1, injectable mortar mixture

7. Requisite evidence

As a general rule, all statements must be documented with measured data (presented by the corresponding test certificates). The methods of evidence and the test conditions have to be described together with the results.

If substances are not detected, the limit of detection must be included in the declaration.

Interpreting statements such as "... free of ..." or "... are entirely harmless ..." are not allowed.

If evidence required by the specific PCR part B is not provided, this has to be justified under the respective title for the required evidence.

If relevant for the scope of application of the declared product, or if derivable from its material composition, it is recommended to provide additional adequate evidence.

Hilti HIT-FP 700-R complies with the requirements of

- *DIBt (2010)* in combination with the NIK values from *AgBB (2021)* for applications in interior areas
- emission class A+ outlined in the *French VOC Directives* in accordance with the *Eurofins attestation*,
- *CDPH/EHLB Standard Method V 1.2 (2017)*

in accordance with *Eurofins test report, No. 392-2021-00413601_A_EN* and *Eurofins tes report, No. 392-2021-00413601_H_EN* respectively.

AgBB overview of results (28 days [µg/m³])

Name	Value	Unit
TVOC (C6 - C16) <	<1000	µg/m ³
Sum SVOC (C16 - C22) <	<100	µg/m ³
R (dimensionless) <	<1	-
VOC without NIK <	<100	µg/m ³
Carcinogenic Substances <	<1	µg/m ³

8. References

DIN EN 196-1

DIN EN 196-1: 2016-11, Prüfverfahren für Zement - Teil 1: Bestimmung der Festigkeit

DIN EN 14293

DIN EN 14293: 2006-10, Klebstoffe - Klebstoffe für das Kleben von Parkett auf einen Untergrund - Prüfverfahren und Mindestanforderungen

EN ISO 1183-3

EN ISO 1183-3: 2000-05, Kunststoffe - Bestimmung der Dichte von nicht verschäumten Kunststoffen - Teil 3: Gas-Pyknometer-Verfahren

EN 13501-1

EN 13501-1: 2019-05, Klassifizierung von Bauprodukten und Bauarten zu ihrem Brandverhalten - Teil 1: Klassifizierung mit den Ergebnissen aus den Prüfungen zum Brandverhalten von Bauprodukten

EN 15804

EN 15804+A2:2019+AC:2021, Sustainability of construction works — Environmental Product Declarations — Core rules for

the product category of construction products

ISO 14001

ISO 14001: 2015-09, Umweltmanagementsysteme - Anforderungen mit Anleitung zur Anwendung

ISO 14025

DIN EN /ISO 14025:2011-10/, Environmental labels and declarations — Type III environmental declarations — Principles and procedures

ISO 9001

ISO 9001: 2015-11, Qualitätsmanagementsysteme - Anforderungen

ISO 50001

ISO 50001: 2018-08, Energiemanagementsysteme - Anforderungen mit Anleitung zur Anwendung

AgBB (2021)

Vorgehensweise bei der gesundheitlichen Bewertung der Emissionen von flüchtigen organischen Verbindungen (VVOC, VOC und SVOC) aus Bauprodukten (2021)



CDPH/EHLB/Standard Method V1.2

California CDPH Standard Method is a US standard for evaluating and restricting VOC emissions to indoor air. Developed in California as "Section 01350" Specification, several systems in the US refer to CDPH Standard Method

(08.09.2022)

Candidate List of substances of very high concern for Authorisation

European Chemicals Agency (ECHA), in accordance with Article 50(10) of the REACH regulation

DIBt (2010)

Grundsätze zur gesundheitlichen Bewertung von Bauprodukten in Innenräumen (Oktober 2010)

ETA-21/0624

European Technical Approval Hilti HIT-FP 700-R

Eurofins test report, No. 392-2021-00413601_A_EN

VOC test report for verification of compliance with DIBt(2010)/AgBB(2021)

Eurofins test report, No. 392-2021-00413601_A_EN

VOC test report for verification of compliance with the French directive from 2010

Eurofins test report, No. 392-2021-00413601_H_EN

VOC test report for verification of compliance with CDPH/EHLB/Standard Method V1.2 from 2017

European Waste code

in accordance with the European Waste Catalogue (EWC) (EWC 2014/955/EU) Commission Decision amending Decision 2000/532/EC on the list of waste pursuant to Directive 2008/98/EC of the European Parliament and of the Council

French VOC Directives

Décret no 2011321 du 23 mars 2011 relatif à l'étiquetage des produits de construction ou de revêtement de mur ou de sol et des peintures et vernis sur leurs émissions de polluants volatils
Arrêté du 19 avril 2011 relatif à l'étiquetage des produits de construction ou de revêtement de mur ou de sol et des peintures et vernis sur leurs émissions de polluants volatils

NSF

NSF/ANSI/CAN 61 Drinking Water System Components Health Effects

ecoinvent 3.8

Background data: ecoinvent 3.8

Zürich: ecoinvent

<http://www.ecoinvent.org>

IBU 2021

General

Instructions for the EPD programme of Institut Bauen und Umwelt e.V. Version

2.0,

Berlin:

Institut Bauen und Umwelt e.V., 2021

www.ibu-epd.de

Calculation rules: PCR - Part A

Institut Bauen

und Umwelt e.V. (IBU), 2022. Product Category Rules for Building-Related

Products and Services. Part A: Calculation rules for the life cycle assessment

and requirements on the project report. Version 1.3 (08.2022)

Product category rules for construction products – Part B

Reaction resin products, 01.2019

Regulation (EU) No. 305/2011 (CPR)

Regulation (EU) No 305/2011 of the European Parliament and of the Council of 9 March 2011 laying down harmonised conditions for the marketing of construction products and repealing Council Directive 89/106/EEC Text with EEA relevance



Sphera

<https://gabi.sphera.com/databases/gabi-data-search/>

GaBi 10

Software: Ganzheitliche Bilanzierung,

(08.09.2022)

The literature referred to in the Environmental Product Declaration must be listed in full. Standards already fully quoted in the EPD do not need to be listed here again.

Leinfelden-Echterdingen;
Sphera Solution GmbH,

The current version of PCR Part A and PCR Part B of the PCR document on which they are based must be referenced.



Publisher

Institut Bauen und Umwelt e.V.
Hegelplatz 1
10117 Berlin
Germany

+49 (0)30 3087748- 0
info@ibu-epd.com
www.ibu-epd.com



Programme holder

Institut Bauen und Umwelt e.V.
Hegelplatz 1
10117 Berlin
Germany

+49 (0)30 3087748- 0
info@ibu-epd.com
www.ibu-epd.com



Author of the Life Cycle Assessment

FIT-Umwelttechnik GmbH
Westerstr. 13
38442 Wolfsburg
Germany

05362 72 69 474
bertram@fit-umwelttechnik.de
www.fit-umwelttechnik.com



Owner of the Declaration

Hilti Aktiengesellschaft
Feldkircher Strasse 100
9494 Schaan
Liechtenstein

+423 234 2111
HAGHSE@hilti.com
www.hilti.com